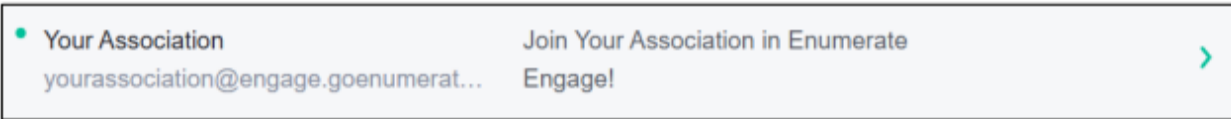
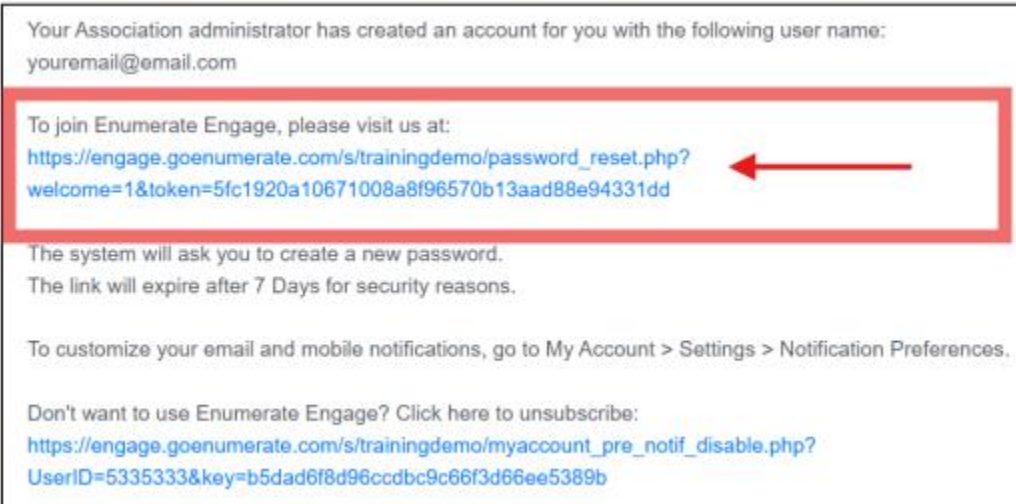


1. How Owners are Invited



Check your inbox for the invitation, if it is not there, please check your spam/junk folders.

2. Click the first link.



3. Enter a password and then click UPDATE

Create Password

New Password Password must be at minimum 8 characters, and must contain at least one number and one uppercase letter.

Confirm Password

UPDATE

4. Log in using your email and password.

Login

Email address

Password

Forgot Password? Need to Register?

LOGIN

Need Technical Support?

5. Agree to the [Terms of Use](#) and click **Accept**.



The screenshot shows a light gray box with the title "Terms Of Use" in a large, dark red font. Below the title is a checkbox that is currently unchecked, followed by the text "I agree to the Enumerate Engage [Terms of Use](#)". At the bottom left of the box is a blue button with the word "ACCEPT" in white capital letters.

Frequently Asked Questions:

1. **Where do I go to log into Engage?**

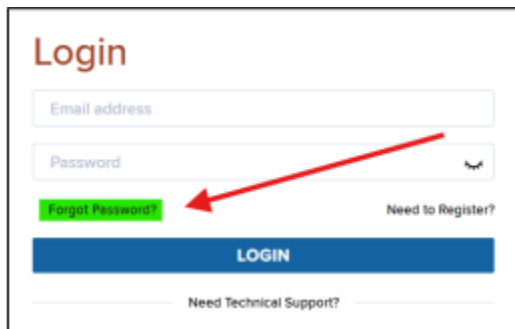
Navigate to engage.goenumerate.com

2. **I don't have the invitation. What should I do?**

Contact the management office so the invitation can be resent.

3. **I forgot my password. How do I reset it?**

Click **Forgot Password?**



The screenshot shows a login form with the title "Login" in a large, dark red font. Below the title are two input fields: "Email address" and "Password". The "Forgot Password?" link is highlighted in green and has a red arrow pointing to it from the right. To the right of the "Forgot Password?" link is the text "Need to Register?". Below the input fields is a blue button with the word "LOGIN" in white capital letters. At the bottom of the form is a link that says "Need Technical Support?".